

**Minutes of the Regular Meeting
of the
Greene County Emergency Medical Services Board
June 16, 2020**

The regular meeting of the Greene County Emergency Medical Services Board was held in the Commissioners' Room of the Greene County Courthouse on June 16, 2020 at 10:30 a.m. Present were Mike Hasler, Brad Norton, Joe Huntington, Ed Michael, and Troy Gaither. Also present were Ambulance Director Doug Hall, the Board's Attorney Marvin Abshire and Procol, Inc. President and CEO Thomas Birk.

The meeting was called to order by President Ed Michael.

There was submitted for review and approval the Minutes of the April 21, 2020 regular meeting. A motion was made by Brad Norton and seconded by Joe Huntington to approve the Minutes as presented. The motion passed unanimously.

Ambulance Director Doug Hall provided the board with the run numbers and revenue report. The May revenues were down due to COVID, but the May run numbers were significantly above average. The reports are attached to and made a part of these minutes.

Doug Hall reported that the Greene County Ambulance Department is in receipt of grant monies in the sum of \$5,000.00 from the Greene County Foundation, designated for PPE. Doug Hall also applied for a second COVID-19 grant in the sum of \$20,500.00. If the Department is awarded the grant, it will assist with training equipment, pedi-mate seats, and video laryngoscopes.

Doug Hall informed the board that he is very happy with the new billing company. The software that they use has made for a seamless transition. Dr. Gamble has been reviewing the charts and assisting the EMS employees on documentation reporting.

Doug Hall further reported that at times there is an issue with shortage of trucks due to them all being in use at the same time. There have been times when he could personally respond to an accident when all of the ambulances were on other runs, but he is not allowed to respond in a personal vehicle. For this reason, Doug has added a non-transport vehicle to his 2021 budget proposal. The vehicle will be equipped with everything that is on an ambulance except for a cot. The ambulance department already has the necessary equipment, so the only cost is the vehicle. The board believes that it is a good idea to have this vehicle for the sole use of the director as a responding paramedic.

Doug Hall believes we need to “grow our own” medics and increase our medic pay and help pay to train them. EMS employees can work overtime in Greene County, but make more working part time someplace else. Doug Hall believes that EMS employees should be paid an hourly rate for a 24-hour shift and do away with short pay/long pay and sleep pay. Joe Huntington suggested that Doug Hall provide a spread sheet showing the comparisons of the current pay system and paying an hourly rate for a 24-hour shift.

Thomas Birk, President and CEO of Procol, Inc., an Indiana licensed collection agency based in Jasper, Indiana presented to the board a proposal for collection of stale accounts. Procol has been in business since 1998 and Thomas Birk has over 38 years of collection experience. Procol staffs an experienced and fulltime attorney who is also the President and CEO of the Company. Procol works with the debtor which in turn results in better collection rates. Procol’s policy is to send two letters and then collect primarily through the courts. Procol offers various means of payment including direct withdrawals, credit card or PayPal account; payments via mobile apps such as Venmo, Zelle, Square Cash, Google Pay, Apple Pay, PayPal One Touch and CashApp. Payments may be made at various locations or in person. Procol applies all debtor payments in the following order: (a) first, to court costs; (b) second, to principal until all principal is retired; and (c) lastly, to the interest that has accrued on the principal. After Procol collects their court costs they will charge the county a 28 percent fee of what they collect in principal and interest. A motion was made by Mike Hasler and seconded by Troy Gaither to present and recommend approval of the “Agreement for Debt Resolution Services” with Procol, Inc. to the board of Commissioners. The motion passed unanimously.

The next item of business was disposition of a surplus diesel van ambulance. The ambulance is old and is currently not running. It was being used as a COVID-19 transport. Ed Michael and Doug Hall recommend that the board dispose of it to the highest bidder. A motion was made by Brad Norton and seconded by Troy Gaither to dispose of the surplus diesel van ambulance for a minimum bid of \$500.00. The motion passed unanimously.

There being no further business, a motion was made by Troy Gaither and seconded by Joe Huntington to adjourn. The motion passed unanimously.

APPROVED this 15th day of September, 2020.



Marvin R. Abshire, Secretary



Current Year ▾

Jan 1, 2020 - Jun 11, 2020 ▾

69%

TRANSPORTS

Percentage of Patient Encounters

19%

NON TRANSPORTS

Percentage of Patient Encounters

1,937

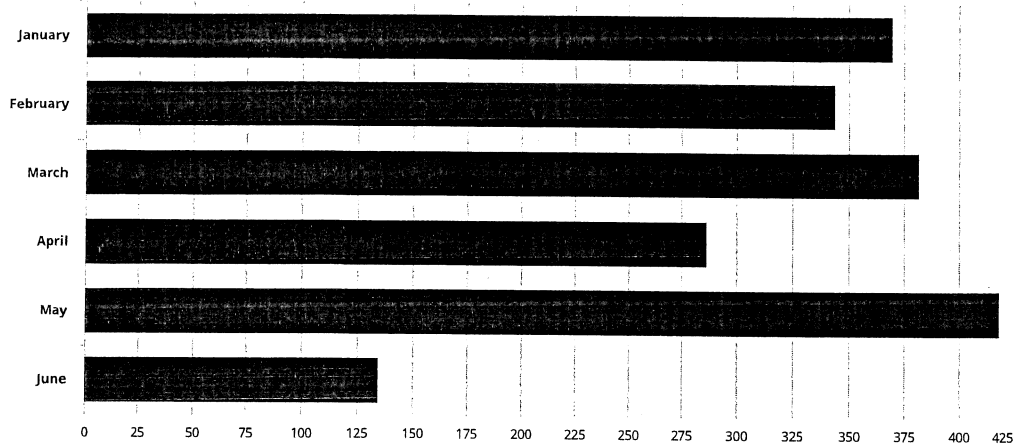
RECORDS

In Selected Time Slice

163

DAYS

In Selected Time Slice



Counts

% Rows

% Columns

% All

	Jan '20	Feb '20	Mar '20	Apr '20	May '20	Jun '20	Jul '20	Aug '20	Sep '20	Oct '20	Nov '20	Dec '20	Jan '21	Total
January	370													370
February		344												344
March			382											382
April				287										287
May					419									419
June						135								135
Total	370	344	382	287	419	135								1,937

	2013	2014	2015	2016	2017	2018	2019	2020
January	\$ 136,106.19	\$ 138,720.97	\$ 157,993.24	\$ 115,676.32	\$ 173,291.52	\$ 137,119.10	\$ 104,824.97	\$ 133,858.79
February	\$ 142,111.34	\$ 113,740.54	\$ 136,061.23	\$ 208,386.07	\$ 258,014.54	\$ 101,063.51	\$ 223,893.17	\$ 122,432.47
March	\$ 125,572.00	\$ 137,128.10	\$ 130,207.46	\$ 144,641.48	\$ 150,868.56	\$ 178,536.60	\$ 168,884.05	\$ 124,656.08
April	\$ 128,587.30	\$ 112,894.98	\$ 115,693.39	\$ 138,142.10	\$ 130,981.90	\$ 126,658.97	\$ 121,022.78	\$ 181,788.98
May	\$ 126,251.77	\$ 132,582.03	\$ 137,371.46	\$ 141,594.46	\$ 141,496.04	\$ 130,683.76	\$ 140,955.45	\$ 71,686.04
June	\$ 102,423.29	\$ 130,178.40	\$ 128,402.02	\$ 178,329.34	\$ 141,069.60	\$ 140,947.13	\$ 76,451.73	
July	\$ 142,268.38	\$ 152,879.54	\$ 209,767.23	\$ 171,359.07	\$ 110,426.71	\$ 140,068.98	\$ 64,189.12	
August	\$ 138,689.25	\$ 92,077.72	\$ 150,297.95	\$ 192,328.32	\$ 145,141.99	\$ 137,894.86	\$ 246,518.54	
September	\$ 122,481.14	\$ 159,423.84	\$ 189,120.99	\$ 162,158.55	\$ 110,892.84	\$ 141,174.22	\$ 116,843.98	
October	\$ 60,493.14	\$ 146,445.00	\$ 176,983.75	\$ 171,380.91	\$ 156,818.06	\$ 141,106.91	\$ 157,425.27	
November	\$ 190,937.97	\$ 130,076.25	\$ 167,900.37	\$ 165,976.54	\$ 81,579.97	\$ 101,082.42	\$ 110,016.44	
December	\$ 109,289.44	\$ 129,232.42	\$ 142,528.94	\$ 107,641.38	\$ 198,958.89	\$ 105,990.03	\$ 181,277.93	
Total	\$ 1,525,211.21	\$ 1,575,379.79	\$ 1,842,328.03	\$ 1,897,614.54	\$ 1,799,540.62	\$ 1,582,326.49	\$ 1,712,303.43	\$ 634,422.36

Custom ▾

May 1, 2020 - May 31, 2020 v

57%

TRANSPORTS
Percentage of Patient Encounters

31%

NON TRANSPORTS
Percentage of Patient Encounters

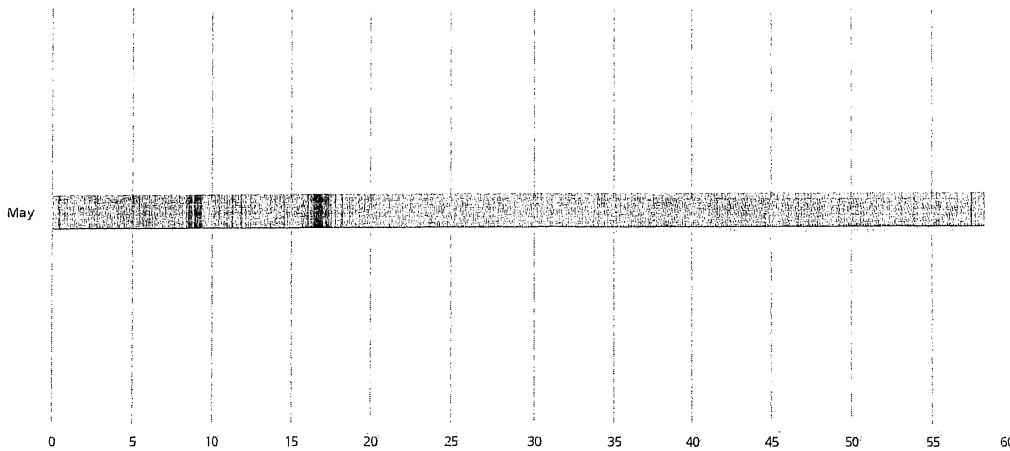
58

RECORDS

In Selected Time Slice

31

DAYS
In Selected Time Slice

[illegible]

EL



Custom ▾

May 1, 2020 - May 31, 2020 ▾

69%**TRANSPORTS**

Percentage of Patient Encounters

24%**NON TRANSPORTS**

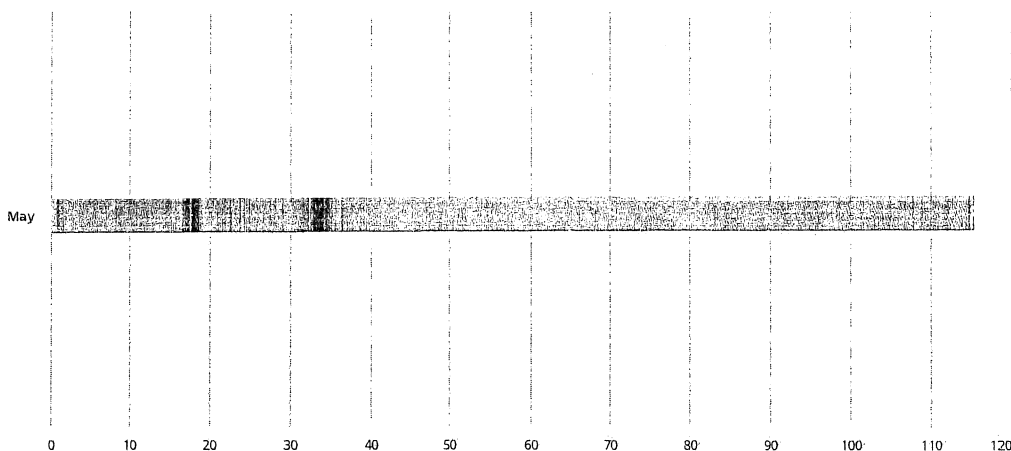
Percentage of Patient Encounters

115**RECORDS**

In Selected Time Slice

31**DAYS**

In Selected Time Slice



% Rows

% Columns

% All

Week Ending	5/3/20	5/10/20	5/17/20	5/24/20	5/31/20	6/7/20	6/14/20	6/21/20	6/28/20	7/5/20	7/12/20	7/19/20	7/26/20	Total
May	13	16	26	28	32									115
Total	13	16	26	28	32									115

E2



Custom ▾

May 1, 2020 - May 31, 2020 ▾

77%

TRANSPORTS

Percentage of Patient
Encounters

14%

NON TRANSPORTS

Percentage of Patient
Encounters

112

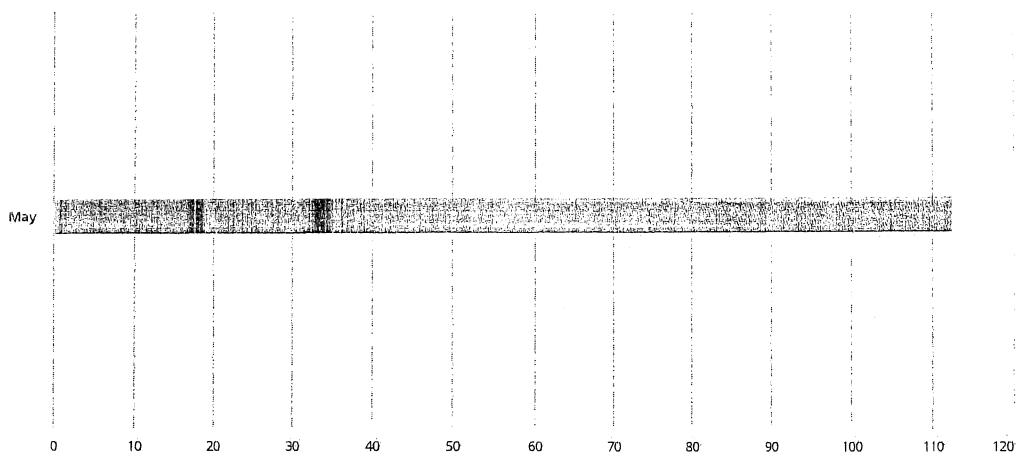
RECORDS

In Selected Time Slice

31

DAYS

In Selected Time Slice



% Rows

% Columns

% All

Week Ending	5/3/20	5/10/20	5/17/20	5/24/20	5/31/20	6/7/20	6/14/20	6/21/20	6/28/20	7/5/20	7/12/20	7/19/20	7/26/20	Total
May	11	13	29	31	28									112
Total	11	13	29	31	28									112

E3



Custom ▾

May 1, 2020 - May 31, 2020 ▾

61%

TRANSPORTS

Percentage of Patient
Encounters

21%

NON TRANSPORTS

Percentage of Patient
Encounters

70

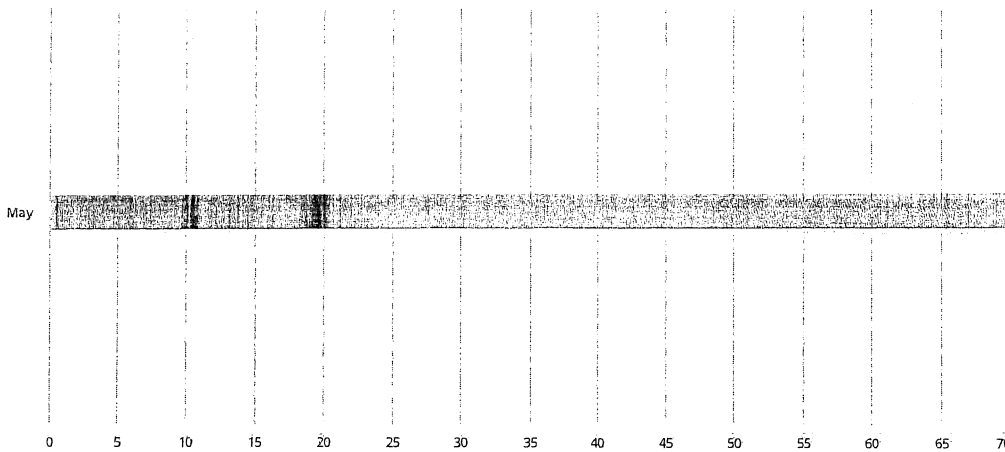
RECORDS

In Selected Time Slice

31

DAYS

In Selected Time Slice



	% Rows		% Columns		% All									
Week Ending	5/3/20	5/10/20	5/17/20	5/24/20	5/31/20	6/7/20	6/14/20	6/21/20	6/28/20	7/5/20	7/12/20	7/19/20	7/26/20	Total
May	5	11	16	20	18									70
Total	5	11	16	20	18									70

E4



Custom ▾

May 1, 2020 - May 31, 2020 ▾

63%

TRANSPORTS
Percentage of Patient
Encounters

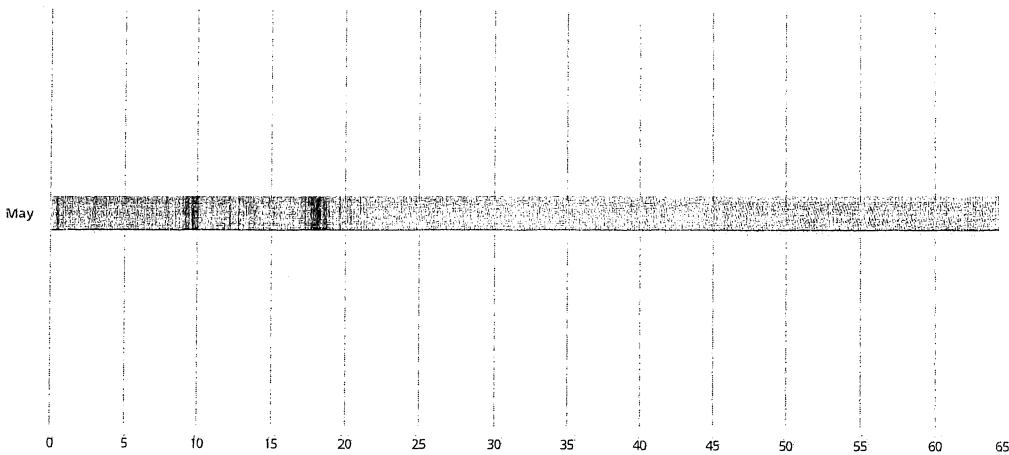
16%

NON TRANSPORTS
Percentage of Patient
Encounters

64

RECORDS
In Selected Time Slice

31

DAYS
In Selected Time Slice

	% Rows	% Columns	% All											
Week Ending	5/3/20	5/10/20	5/17/20	5/24/20	5/31/20	6/7/20	6/14/20	6/21/20	6/28/20	7/5/20	7/12/20	7/19/20	7/26/20	Total
May	7	10	22	10	15									64
Total	7	10	22	10	15									64

Rescue